

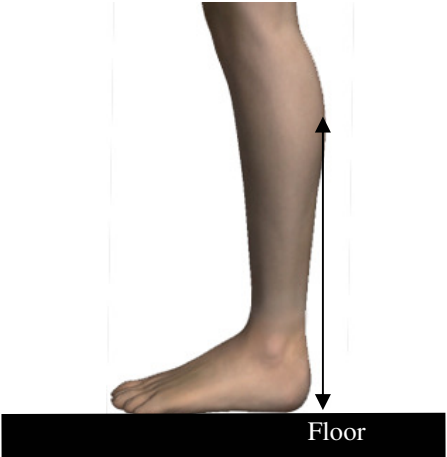




Canterbury Sheepskin		36	37	38	39	40	41				
Boot Range—October 2012		NZ3	NZ4	NZ5	NZ6	NZ7	NZ8	NZ9	NZ10	NZ11	NZ12
Artica		295mm	301mm	307mm	313mm	319mm	325mm	331	-	-	-
Ava		340mm	348mm	356mm	364mm	372mm	380mm	386mm	-	--	
Ella – zipped (grouped grade)		320mm	320mm	320mm	320mm	335mm	335mm	335mm	-	-	-
Flyer		185mm	189mm	192mm	199mm	212mm	215mm	222mm	-	-	-
Julia		421mm	430mm	439mm	448mm	457mm	466mm	475mm	-	-	-

		36	37	38	39	40	41				
		NZ3	NZ4	NZ5	NZ6	NZ7	NZ8	NZ9	NZ10	NZ11	NZ12
Kimberley		316mm	323mm	330mm	337mm	344mm	351mm	358mm	-	-	-
Oxford Low		197mm	202mm	207mm	212mm	217mm	222mm	227mm	232mm	237mm	242mm
Oxford Tall		308mm	315mm	322mm	329mm	336mm	343mm	350mm	-	-	-
Robyn		170mm	174mm	178mm	182mm	186mm	190mm	194mm	-	-	-
Sabina (zipped inside leg)		365mm	365mm	365mm	365mm	365mm	365mm	-	-	-	-
Supertread Low		210mm	215mm	220mm	225mm	230mm	235mm	240mm	245mm	250mm	255mm

		36	37	38	39	40	41				
		NZ3	NZ4	NZ5	NZ6	NZ7	NZ8	NZ9	NZ10	NZ11	NZ12
Supertread Tall		306mm	313mm	320mm	327mm	334mm	341mm	348mm	-	-	-
Tara		197mm	202mm	207mm	212mm	217mm	222mm	227mm	<p>Please note measurements are based on where the top of the boot would be on the leg, when measured from the floor.</p> <p>As sheepskin is a natural product and has a certain amount of stretch, these measurements may vary a few millimeters from this chart—but are an approximate guide.</p> 		
Yana (Zipped inside Leg)		240mm	245mm	255mm	255mm	260mm	265mm	-			
York		240mm	245mm	255mm	255mm	260mm	265mm	-			